

Small Shelves with Great Effects for a Kids' Library

Help young users find their own way in your library and also integrate shelves into this design concept of suitability for children. Pyramid-shaped roofs and extra-high partitions emphasize colour accents and can be lettered according to subject. Side panels create atmosphere and form a screen for the decorative elements of our thematic worlds.



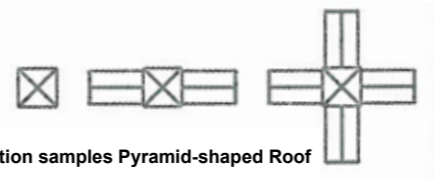

Pyramid-shaped Roof
Top for double-sided shelves, depth 530 mm.
Veneered wood/
plastic coated, 1 2 3
W 610 mm, D 610 mm, H 345 mm

Order No.
UNIFLEX B 9585 0M0 UN without flag
QUADRA B 9585 0M0 QU without flag
RONDEA B 9585 0M0 RO without flag

Lettering Flag
W 400 mm, H 300 mm

Order No.
B 8099 002 XX metal, silver-grey lacquered with red cross
B 8099 000 XX metal, lacquered

SchulzLetteringService upon request



Combination samples Pyramid-shaped Roof

Shelving System RATIO
Shelving system with complete sides which are ideally suited for equipping with decorative elements as no additional side panels are required for carrying the decors.
(see SchulzShelvingSystem RATIO, Product Planner)

Wooden Side Panels
For shelving systems UNIFLEX and QUADRA, as front-side shelf finish for double-sided shelves, depth 530 mm for individual equipping with decorative elements.
Veneered wood/
plastic coated, 1 2 3

Order No.
H 1100 mm B 8801 GM0 UN
H 1100 mm B 8801 GM0 QU
Without shown accessories

H 1500 mm B 8801 CM0 UN
H 1500 mm B 8801 CM0 QU
Without shown accessories

H 1750 mm B 8801 AM0 UN
H 1750 mm B 8801 AM0 QU
Without shown accessories

For board depth 300 mm = N (W 630 mm) the M in the Order No. will be replaced by an N.



Functional Sides RATIO
As front-side shelf finish. The functional sides can be combined with various presentation accessories. They have a signal effect and are therefore ideal for presenting news or tips for events in folder format.

Display Shelf
For the presentation of media and for colour emphasis.
metal, lacquered ●
W 489 mm, H 255 mm

Order No. B 8261 0M0 XX

For board depth 300 mm = N (W 589 mm) the M in the Order No. will be replaced by an N.

Folder Rack (no pic.)
For an organized presentation of folders with acrylic glass front, H 120 mm and three removable dividers.
Board width 115 mm, wood veneered/plastic coated, 1 2 3
W 489 mm, H 140 mm

Order No. B 8262 0M0 XX

For board depth 300 mm = N (W 589 mm) the M in the Order No. will be replaced by an N.

Double-Sided Basic Shelf RATIO with Functional Sides
Veneered wood/plastic coated 1 2
D 540 mm

	Order No.	Order No.	Order No.	Order No.
For	Axle size	Axle size	Axle size	Axle size
Shelf height	1000 mm	900 mm	750 mm	500 mm
H 1096 mm	B 1343 GWM RT	B 1343 GUM RT	B 1343 GSM RT	B 1343 GRM RT
H 1512 mm	B 1343 CWM RT	B 1343 CUM RT	B 1343 CSM RT	B 1343 CRM RT
H 1768 mm	B 1343 AWM RT	B 1343 AUM RT	B 1343 ASM RT	B 1343 ARM RT

For board depth 300 mm = N (D 640 mm) the M in the Order No. will be replaced by an N. Models with diagonal traverse or back panel upon request.



Single-sided Add-on Shelf RATIO with Extra-high Partition
Veneered wood/plastic coated 1 2
D 337 mm, H 1396 mm/ 1812 mm/ 2068 mm

	Order No.	Order No.	Order No.	Order No.
For	Axle size	Axle size	Axle size	Axle size
Shelf height	1000 mm	900 mm	750 mm	500 mm
H 1096 mm	B 1253 GWM RT	B 1253 GUM RT	B 1253 GSM RT	B 1253 GRM RT
H 1512 mm	B 1253 CWM RT	B 1253 CUM RT	B 1253 CSM RT	B 1253 CRM RT
H 1768 mm	B 1253 AWM RT	B 1253 AUM RT	B 1253 ASM RT	B 1253 ARM RT

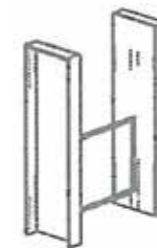
For board depth 300 mm = N (D 387 mm) the M in the Order No. will be replaced by an N. Models with diagonal traverse or back panel upon request.



Double-sided Add-on shelf RATIO with Extra-high Partition
Veneered wood/plastic coated 1 2
D 640 mm, H 1396 mm/ 1812 mm/ 2068 mm

	Order No.	Order No.	Order No.	Order No.
For	Axle size	Axle size	Axle size	Axle size
Shelf height	1000 mm	900 mm	750 mm	500 mm
H 1096 mm	B 1453 GWM RT	B 1453 GUM RT	B 1453 GSM RT	B 1453 GRM RT
H 1512 mm	B 1453 CWM RT	B 1453 CUM RT	B 1453 CSM RT	B 1453 CRM RT
H 1768 mm	B 1453 AWM RT	B 1453 AUM RT	B 1453 ASM RT	B 1453 ARM RT

For board depth 300 mm = N (D 740 mm) the M in the Order No. will be replaced by an N. Models with diagonal traverse or back panel upon request.



Extra-high Partition RATIO
Extra-high partitions serve as colourful loosening for lower shelves for children. A matching lettering is the finishing touch!

SchulzLetteringService upon request.

